


9811SGD

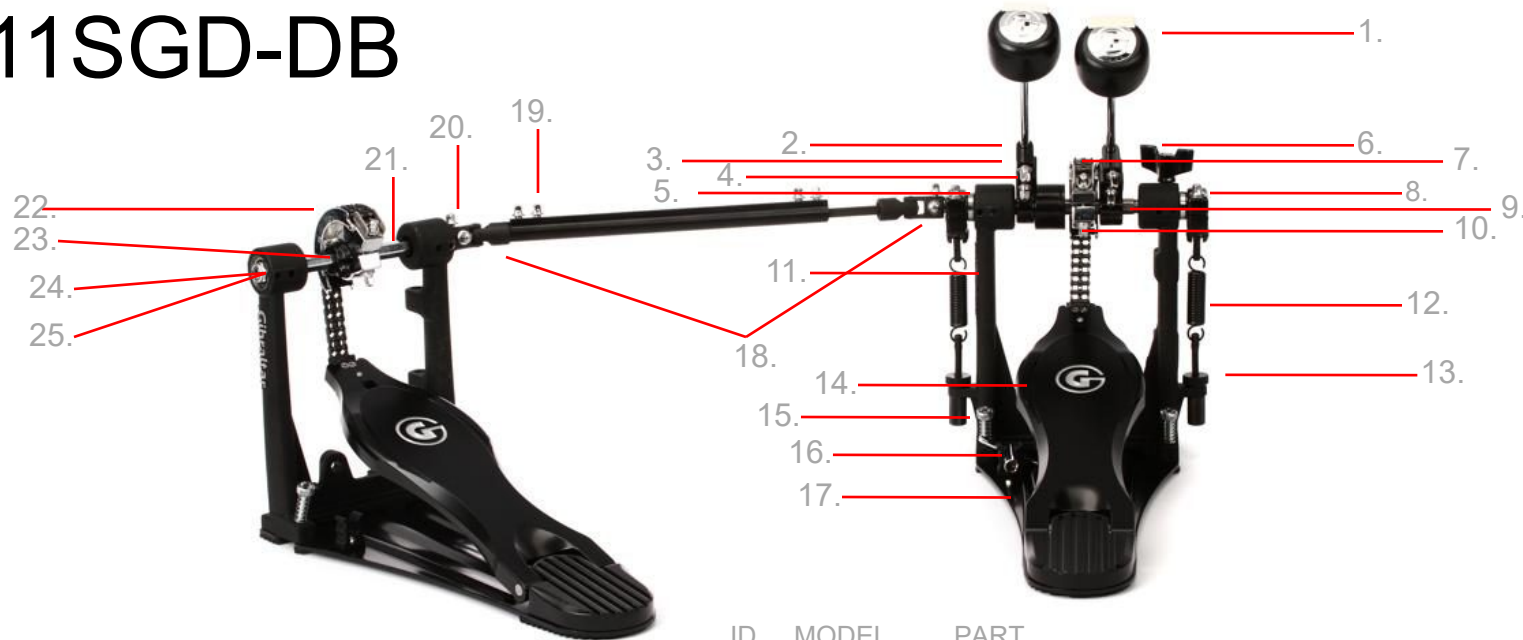


ID	MODEL	PART
1	SC-3266	BEATER
2	GP-6255FB	WING BOLT FOR HOOP CLAMP, BLACK
3	GP-6001FB	BEATER SHAFT MEMORY LOCK, BLACK
4	SC-4007	DUAL CHAIN ASSEMBLY
5	SC-0128	DUAL CHAIN ATTACHMENT KEY SCREW
6	GP-6000INS	INSERT SCREW FOR GP-6000FB
7	GP-5095FB	SPRING CAM ASSEMBLY CONNECTOR, BLACK
8	GP-4273	CAM STOPPER
9	GP-4274	AXLE ASSEMBLY
10	GP-2025	BEARING (NOT SHOWN)
11	GP-4275	BEARING RING (NOT SHOWN)
12	GP-6000FB	BEATER SHAFT HOLDER, BLACK
13	GP-5071	CHAIN CAM W/ CHAIN
14	GP-4276	SPRING, BLACK
15	GP-4278	SINGLE PEDAL FRAME, BLACK
16	GP-4277	SPRING TENSION ASSEMBLY, BLACK
17	GP-4279	HOOP CLAMP, BLACK
18	GP-4280	PEDAL BOARD, BLACK
19	GP-0020	ANCHOR SPUR ASSEMBLY
20	GP-4281	DRUM KEY HOLDER
21	GP-4282	DRUM KEY
22	GP-GRP3FB	ALUMINUM BASE PLATE, BLACK



MODEL	DESCRIPTION
9811SGD	STEALTH G DRIVE SINGLE PEDAL

9811SGD-DB




ID	MODEL	PART
1	SC-3266	BEATER
2	GP-6001FB	BEATER SHAFT MEMORY LOCK, BLACK
3	GP-6000FB	BEATER SHAFT HOLDER, BLACK
4	GP-6000INS	INSERT SCREW FOR GP-6000FB
5	GP-4284	AXLE FOR SLAVE BEATER SIDE
6	GP-6255FB	WING BOLT FOR HOOP CLAMP, BLACK
7	SC-4007	DUAL CHAIN ASSEMBLY
8	GP-5095FB	SPRING CAM ASSEMBLY CONNECTOR, BLACK
9	GP-4283	AXLE FOR MASTER BEATER SIDE
10	SC-0128	DUAL CHAIN ATTACHMENT KEY SCREW
11	GP-4285	DOUBLE PEDAL MASTER FRAME, BLACK
12	GP-4276	SPRING, BLACK

ID	MODEL	PART
13	GP-4277	SPRING TENSION ASSEMBLY, BLACK
14	GP-4280	PEDAL BOARD, BLACK
15	GP-0020	ANCHOR SPUR ASSEMBLY
16	GP-4281	DRUM KEY HOLDER
17	GP-GRP3FB	ALUMINUM BASE PLATE, BLACK
18	GP-3030C	COMPLETED CONNECTING ROD
19	GP-6261	KEY SCREW 6MM
20	GP-6260	FASTENING SCREW 5MM
21	GP-4286	AXLE FOR SLAVE PEDAL
22	GP-5071	CHAIN CAM W/ CHAIN
23	GP-4273	CAM STOPPER
24	GP-2025	BEARING (NOT SHOWN)
25	GP-4279	HOOP CLAMP, BLACK (NOT SHOW)



MODEL	DESCRIPTION
9811SGD-DB	STEALTH G DRIVE DOUBLE PEDAL

9000 SERIES PEDALS

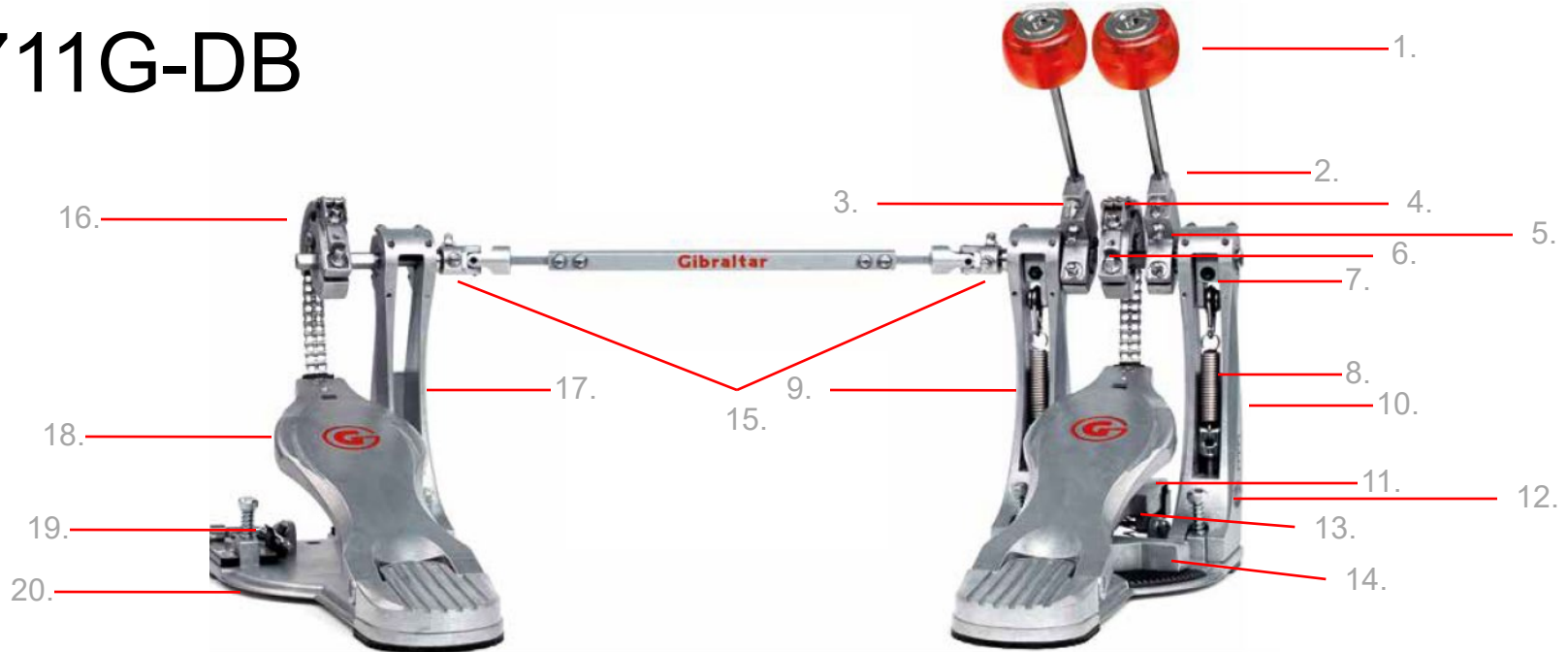


ID	MODEL	PART
1	SC-3265	WEIGHTED MAGNETIC BEATER
2	GP-6302	BEATER SHAFT MEMORY LOCK
3	GP-4259	HINGED BEATER HOLDER
4	GP-4007	DUAL CHAIN ASSBEMLY
5	GP-6303	BEATER HOLDER INSERT WITH SCREW
6	GP-4258	ADJUSTABLE HINGED CAM DRIVE ASSEMBLY
7	GP-3031	KEY SCREW FOR DUAL CHAIN ASSEMBLY
8	GP-4261	UPPER SPRING CAM ASSEMBLY
9	GP-4260	SINGLE FRAME RIGHT PILLAR FOR MASTER PEDAL
10	GP-4262	SPRING WITH BOTTOM SPRING ASSEMBLY
11	GP-4264	SPRING SCREW BASE (NOT SHOWN)
12	GP-4265	HOOP CLAMP
13	GP-4266	HOOP CLAMP COMPRESSION SPRING (NOT SHOW)
14	GP-4267	HOOP CLAMP HELIX ADJUSTMENT BASE
15	GP-4268	ALUMINUM BASE PLATE
16	GP-4269	PEDAL BOARD



MODEL	DESCRIPTION
9711GS	G CLASS SINGLE PEDAL


9711G-DB



ID	MODEL	PART
1	SC-3265	WEIGHTED MAGNETIC BEATER
2	GP-6302	BEATER SHAFT MEMORY LOCK
3	GP-6303	BEATER HOLDER INSERT WITH SCREW
4	GP-4007	DUAL CHAIN ASSBEMLY
5	GP-4259	HINGED BEATER HOLDER
6	GP-3031	KEY SCREW FOR DUAL CHAIN ASSEMBLY
7	GP-4261	UPPER SPRING CAM ASSEMBLY
8	GP-4262	SPRING WITH BOTTOM SPRING ASSEMBLY
9	GP-4270	SINGLE FRAME LEFT PILLAR FOR MASTER PEDAL
10	GP-4260	SINGLE FRAME RIGHT PILLAR FOR MASTER PEDAL

ID	MODEL	PART
11	GP-4265	HOOP CLAMP
12	GP-4264	SPRING SCREW BASE (NOT SHOWN)
13	GP-4266	HOOP CLAMP COMPRESSION SPRING (NOT SHOWN)
14	GP-4267	HOOP CLAMP HELIX ADJUSTMENT BASE (NOT SHOWN)
15	GP-4040	COMPLETE CONNECTING ROD
16	GP-4258	ADJUSTABLE HINGED CAM DRIVE ASSEMBLY
17	GP-4271	SINGLE FRAME PILLAR FOR SLAVE PEDAL
18	GP-4269	PEDAL BOARD
19	GP-4272	L SHAPE DRUM KEY
20	GP-4268	ALUMINUM BASE PLATE

9711GS-D

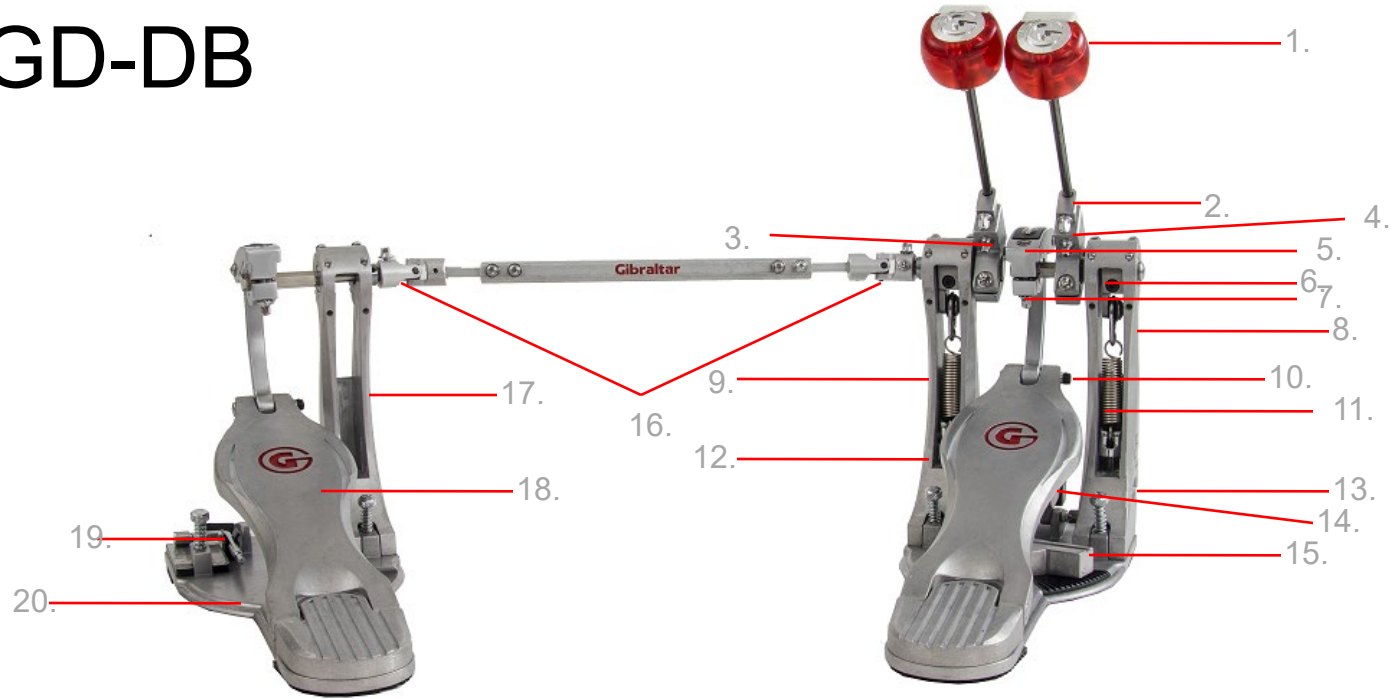


ID	MODEL	PART
1	SC-3265	WEIGHTED MAGNETIC BEATER
2	GP-6302	BEATER SHAFT MEMORY LOCK
3	GP-6303	BEATER HOLDER INSERT
4	GP-4259	HINGED BEATER HOLDER
5	GP-6304	CAM FOR DIRECT DRIVE
6	GP-4260	SINGLE FRAME RIGHT PILLAR FOR MASTER PEDAL
7	GP-4261	UPPER SPRING CAM ASSEMBLY
8	GP-6305	SCREW ASSEMBLY FOR CAM
9	GP-6306	SCREW ASSEMBLY FOR PEDAL BOARD
10	GP-4262	SPRING WITH BOTTOM SPRING ASSEMBLY
11	GP-4269	PEDAL BOARD
12	GP-4264	SPRING SCREW BASE (NOT SHOWN)
13	GP-4265	HOOP CLAMP (NOT SHOWN)
14	GP-4267	HOOP CLAMP HELIX ADJUSTMENT BASE (NOT SHOWN)
15	GP-4268	ALUMINUM BASE PLATE

MODEL	DESCRIPTION
9711GS-D	G CLASS DIRECT DRIVE SINGLE PEDAL



9711GD-DB



ID	MODEL	PART
1	SC-3266	BD BEATER
2	GP-6302	BEATER SHAFT MEMORY LOCK
3	GP-6303	BEATER HOLDER INSERT
4	GP-4259	HINGED BEATER HOLDER
5	GP-6304	CAM FOR DIRECT DRIVE
6	GP-4261	UPPER SPRING CAM ASSEMBLY
7	GP-6305	SCREW ASSEMBLY FOR CAM
8	GP-4260	SINGLE FRAME RIGHT PILLAR FOR MASTER PEDAL
9	GP-4270	SINGLE FRAME LEFT PILLAR FOR MASTER PEDAL
10	GP-6306	SCREW ASSEMBLY FOR PEDAL BOARD

ID	MODEL	PART
11	GP-4262	SPRING WITH BOTTOM SPRING ASSEMBLY
12	GP-4270	SINGLE FRAME LEFT PILLAR FOR MASTER PEDAL
13	GP-4264	SPRING SCREW BASE (NOT SHOWN)
14	GP-4265	HOOP CLAMP (NOT SHOWN)
15	GP-4267	HOOP CLAMP HELIX ADJUSTMENT BASE
16	GP-4040	COMPLETE CONNECTING ROD
17	GP-4271	SINGLE FRAME PILLAR FOR SLAVE PEDAL
18	GP-4269	PEDAL BOARD
19	GP-4272	L SHAPE DRUM KEY
20	GP-4268	ALUMINUM BASE PLATE

MODEL

DESCRIPTION

9711GD-DB

G CLASS DIRECT DRIVE DOUBLE PEDAL



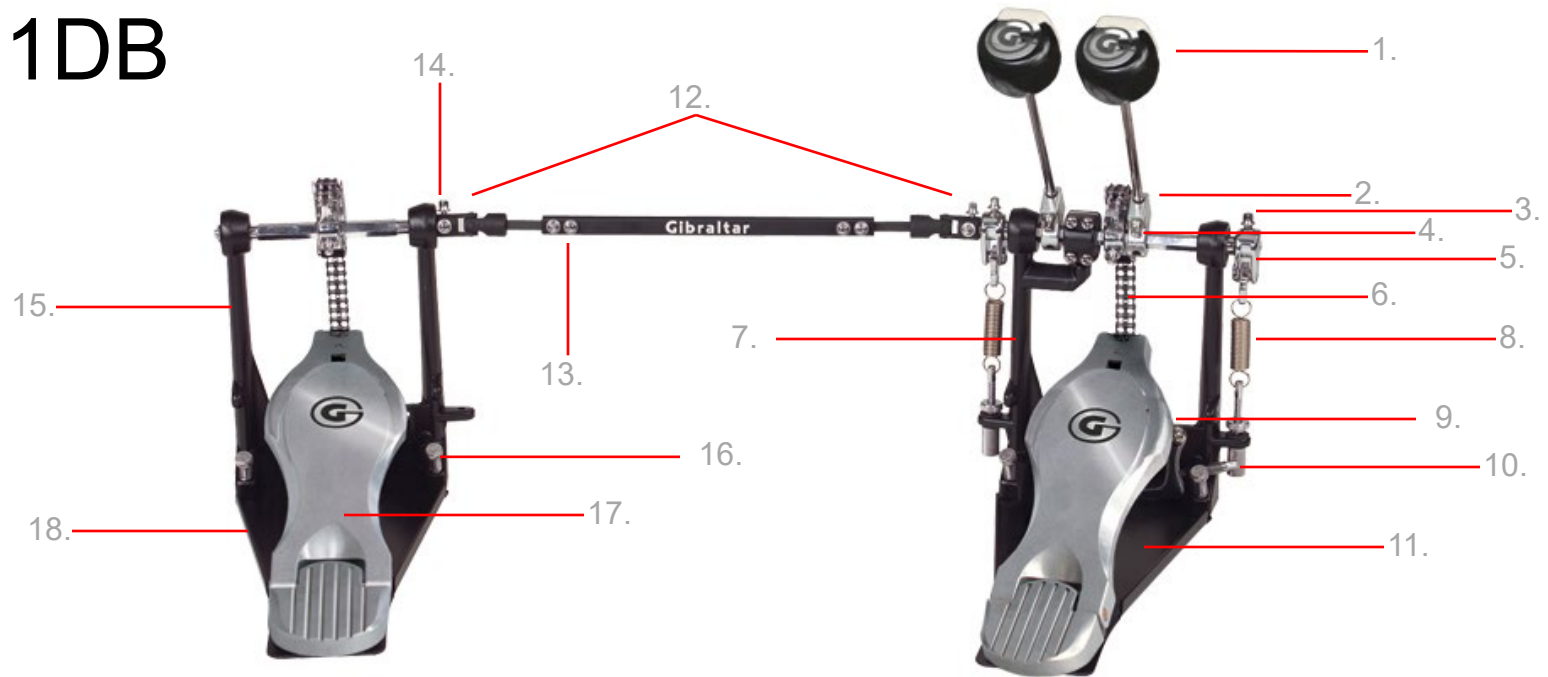
6711S



ID	MODEL	PART
1	SC-3266	BD BEATER
2	GP-4202	BEATER SHAFT MEMORY LOCK
3	GP-6262	KEY SCREW
4	GP-0121	KEY SCREW
5	GP-6080	SPRING CAM ASSEMBLY
6	GP-4207	DOUBLE CHAIN ASSEMBLY
7	GP-4206	FRAME
8	GP-4203	SPRING TENSION ASSEMBLY FOR 6700 PEDAL
9	GP-4156	HOOP CLAMP
10	GP-4145	PEDAL BOARD COMPLETE
11	GP-6066	KEY SCREW
12	GP-0020	SPIKE
13	GP-4157	BASE PLATE

MODEL	DESCRIPTION
6711S	6000 SERIES SINGLE PEDAL

6711DB




ID	MODEL	PART
1	SC-3266	BD BEATER
2	GP-4202	BEATER SHAFT MEMORY LOCK
3	GP-6262	KEY SCREW
4	GP-0121	KEY SCREW
5	GP-6080	SPRING CAM ASSEMBLY
6	GP-4207	CHAIN ASSEMBLY
7	GP-4210	MASTER PEDAL FRAME
8	GP-4203	SPRING TENSION ASSEMBLY
9	GP-4156	HOOP CLAMP (NOT SHOWN)
10	GP-6066	HOOP CLAMP KEY SCREW

ID	MODEL	PART
11	GP-4157	BASE PLATE
12	GP-3030C	CONNECTING ROD W/ U-JOINT
13	GP-6261	KEY SCREW
14	GP-6260	KEY SCREW
15	GP-4211	SLAVE PEDAL FRAME
16	GP-0020	SPIKE
17	GP-4145	PEDAL BOARD COMPLETE
18	GP-6238	BASE PLATE

MODEL	DESCRIPTION
6711DB	6000 SERIES DOUBLE PEDAL



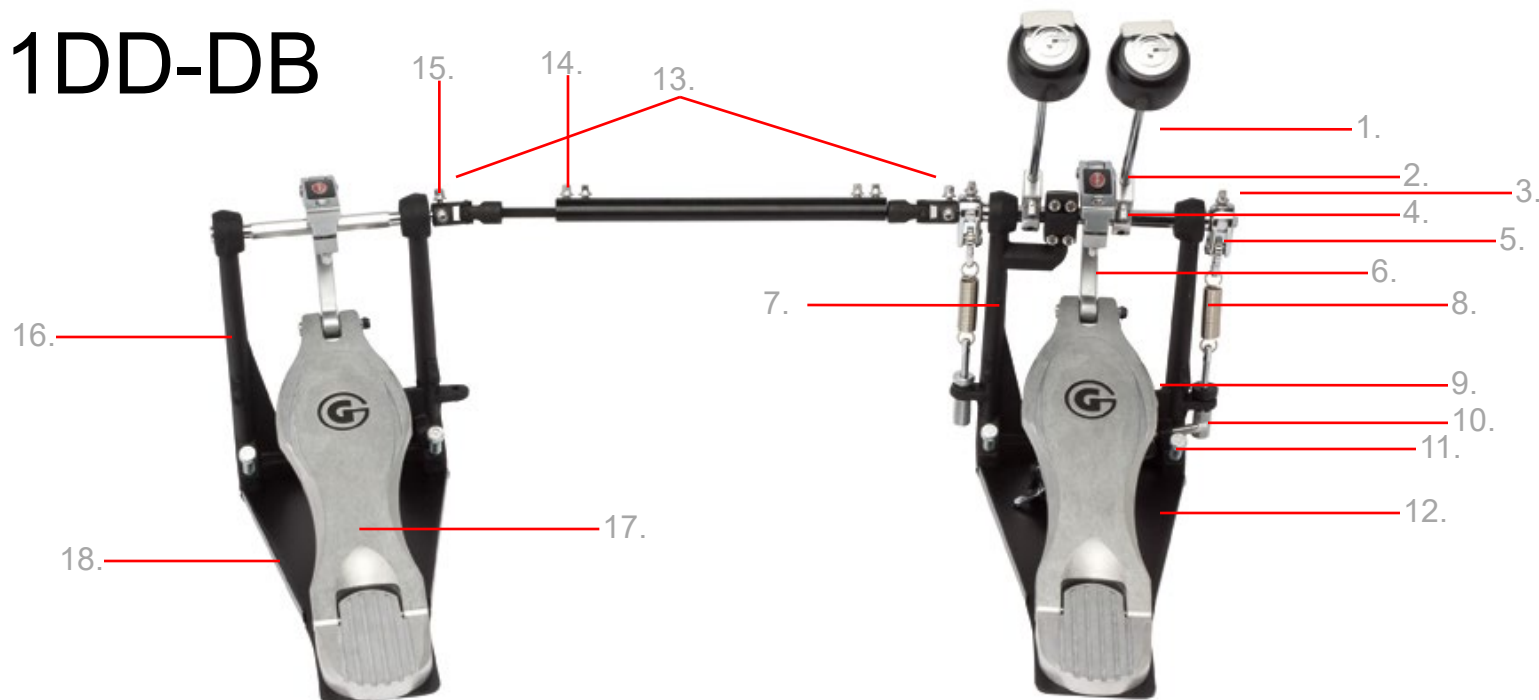
6711DD



ID	MODEL	PART
1	SC-3266	BD BEATER
2	GP-4202	BEATER SHAFT MEMORY LOCK
3	GP-6262	KEY SCREW
4	GP-0121	KEY SCREW
5	GP-6080	SPRING CAM ASSEMBLY
6	GP-4209	DIRECT DRIVE MECHANISM
7	GP-4208	FRAME
8	GP-4203	SPRING TENSION ASSEMBLY
9	GP-4156	HOOP CLAMP
10	GP-4178	PEDAL BOARD COMPLETE
11	GP-6066	HOOP CLAMP KEY SCREW
12	GP-0020	PEDAL SPUR
13	GP-4157	BASE PLATE

MODEL	DESCRIPTION
6711DD	6000 SERIES DIRECT DRIVE SINGLE PEDAL

6711DD-DB



ID	MODEL	PART
1	SC-3266	BD BEATER
2	GP-4202	BEATER SHAFT MEMORY LOCK
3	GP-6262	KEY SCREW
4	GP-0121	KEY SCREW
5	GP-6080	SPRING CAM ASSEMBLY
6	GP-4209	DIRECT DRIVE MECHANISM
7	GP-4212	MASTER PEDAL FRAME
8	GP-4203	SPRING TENSION ASSEMBLY
9	GP-4156	HOOP CLAMP (NOT SHOWN)

ID	MODEL	PART
10	GP-6066	HOOP CLAMP KEY SCREW
11	GP-0020	PEDAL SPUR
12	GP-4157	BASE PLATE
13	GP-3030C	CONNECTING ROD W/ U-JOINT
14	GP-6261	KEY SCREW
15	GP-6260	KEY SCREW
16	GP-4211	SLAVE PEDAL FRAME
17	GP-4145	PEDAL BOARD COMPLETE
18	GP-6238	BASE PLATE

MODEL


6711DD-DB

DESCRIPTION

6000 SERIES DIRECT DRIVE DOUBLE PEDAL




5711S



ID	MODEL	PART
1	SC-3266	BD BEATER
2	GP-6064	BEATER HOLDER
3	GP-0121	KEY SCREW
4	GP-5094	FASTENING SCREW
5	GP-6063	SINGLE CHAIN CAM FOR 5611, 5711
6	GP-4072	SPRING CAM ASSEMBLY
7	GP-4155	SINGLE CHAIN ASSEMBLY
8	GP-4154	PEDAL FRAME
9	GP-4151	SPRING TENSION ASSEMBLY
10	GP-4156	HOOP CLAMP
11	GP-4145	PEDAL BOARD COMPLETE
12	GP-6066	HOOP CLAMP KEY SCREW
13	GP-0020	PEDAL SPUR
14	GP-4157	BASE PLATE

MODEL	DESCRIPTION
5711S	5000 SERIES SINGLE PEDAL

5711DB




ID	MODEL	PART
1	SC-3266	BD BEATER
2	GP-5094	FASTENING SCREW
3	GP-0121	KEY SCREW
4	GP-4072	SPRING CAM ASSEMBLY
5	GP-4159	MASTER PEDAL FRAME
6	GP-4155	SINGLE CHAIN ASSEMBLY
7	GP-4156	HOOP CLAMP (NOT SHOWN)
8	GP-4153	NUT
9	GP-6066	HOOP CLAMP KEY SCREW
10	GP-0020	PEDAL SPUR

ID	MODEL	PART
11	GP-4145	PEDAL BOARD COMPLETE
12	GP-4018	RADIUS ROD COMPLETE
13	GP-0067	CONNECTING ROD WITH U-JOINT
14	GP-6261	KEY SCREW
15	GP-0066C	CONNECTING ROD W/ U-JOINT COMPLETE
16	GP-0066	CONNECTING SHAFT WITH U-JOINT
17	GP-6260	KEY SCREW
18	GP-4160	SLAVE PEDAL FRAME
19	GP-4157	BASE PLATE

MODEL	DESCRIPTION
5711DB	5000 SERIES DOUBLE PEDAL

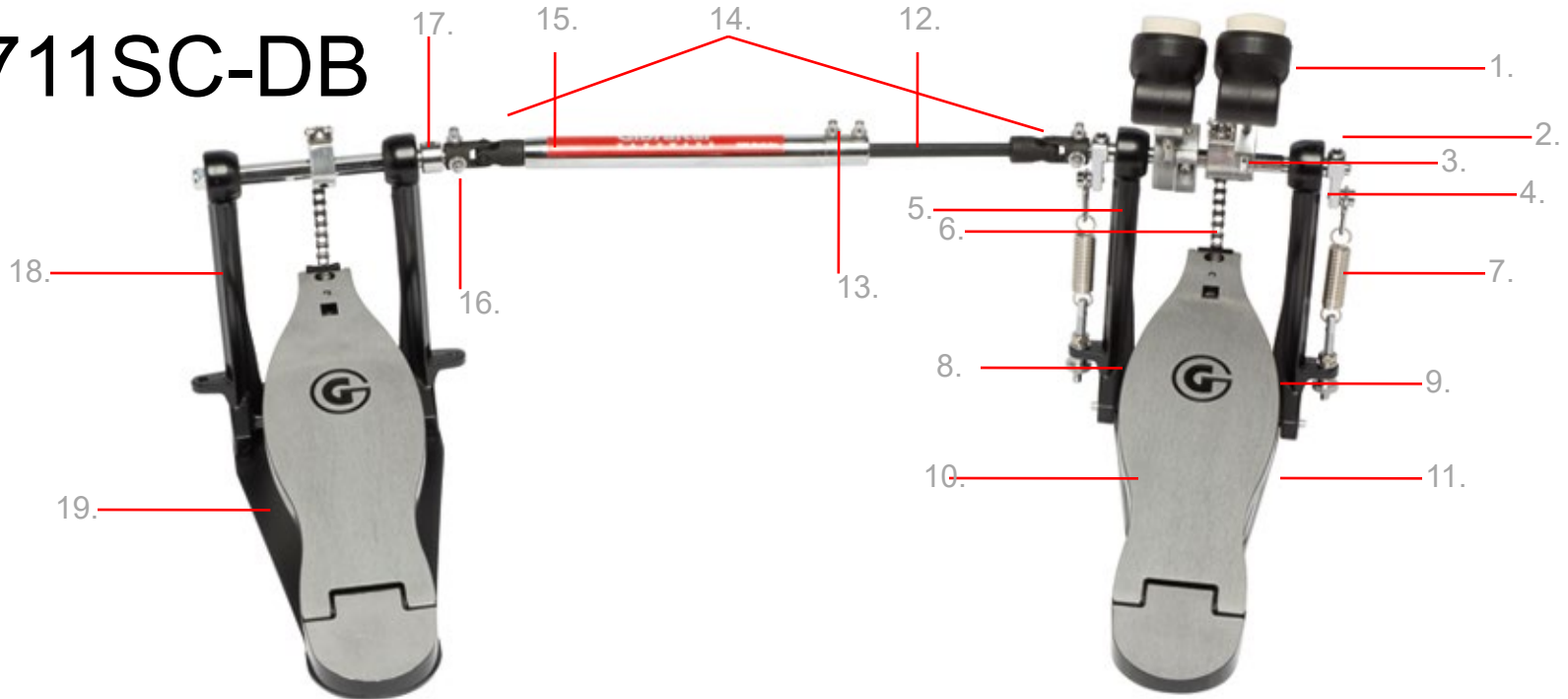
4711SC



ID	MODEL	PART
1	SC-LBDB	LIGHT WEIGHT BD BEATER
2	GP-0121	KEY SCREW
3	GP-2026	FASTENING SCREW
4	GP-5172	SPRING CAM ASSEMBLY
5	GP-4124	SINGLE CHAIN ASSEMBLY W/ SCREW
6	GP-4123	PEDAL FRAME
7	GP-4120	SPRING TENSION ASSEMBLY
8	GP-6154	HOOP CLAMP
9	SC-0055	WING NUT
10	GP-4110	PEDAL BOARD COMPLETE
11	GP-4125	RADIUS ROD COMPLETE

MODEL	DESCRIPTION
4711SC	4000 SERIES SINGLE CHAIN SINGLE PEDAL

4711SC-DB



ID	MODEL	PART
1	SC-LBDB	LIGHT WEIGHT BD BEATER
2	GP-2026	FASTENING SCREW
3	GP-0121	KEY SCREW
4	GP-5172	SPRING CAM ASSEMBLY
5	GP-4126	MASTER PEDAL FRAME
6	GP-4124	SINGLE CHAIN ASSEMBLY W/ SCREW
7	GP-4120	SPRING TENSION ASSEMBLY
8	GP-6154	HOOP CLAMP (NOT SHOWN)
9	SC-0055	HOOP CLAMP WING NUT (NOT SHOWN)

ID	MODEL	PART
10	GP-4110	PEDAL BOARD COMPLETE
11	GP-4125	RADIUS ROD COMPLETE
12	GP-0067	CONNECTING ROD WITH U-JOINT
13	GP-6261	KEY SCREW
14	GP-0066C	CONNECTING ROD W/ U-JOINT COMPLETE
15	GP-0066	CONNECTING SHAFT WITH U-JOINT
16	GP-6260	KEY SCREW
17	GP-4127	BLOCK SPACER
18	GP-4128	SLAVE PEDAL FRAME
19	GP-4129	BASE PLATE




MODEL

4711SC-DB

DESCRIPTION

4000 SERIES SINGLE CHAIN DOUBLE PEDAL

4711ST

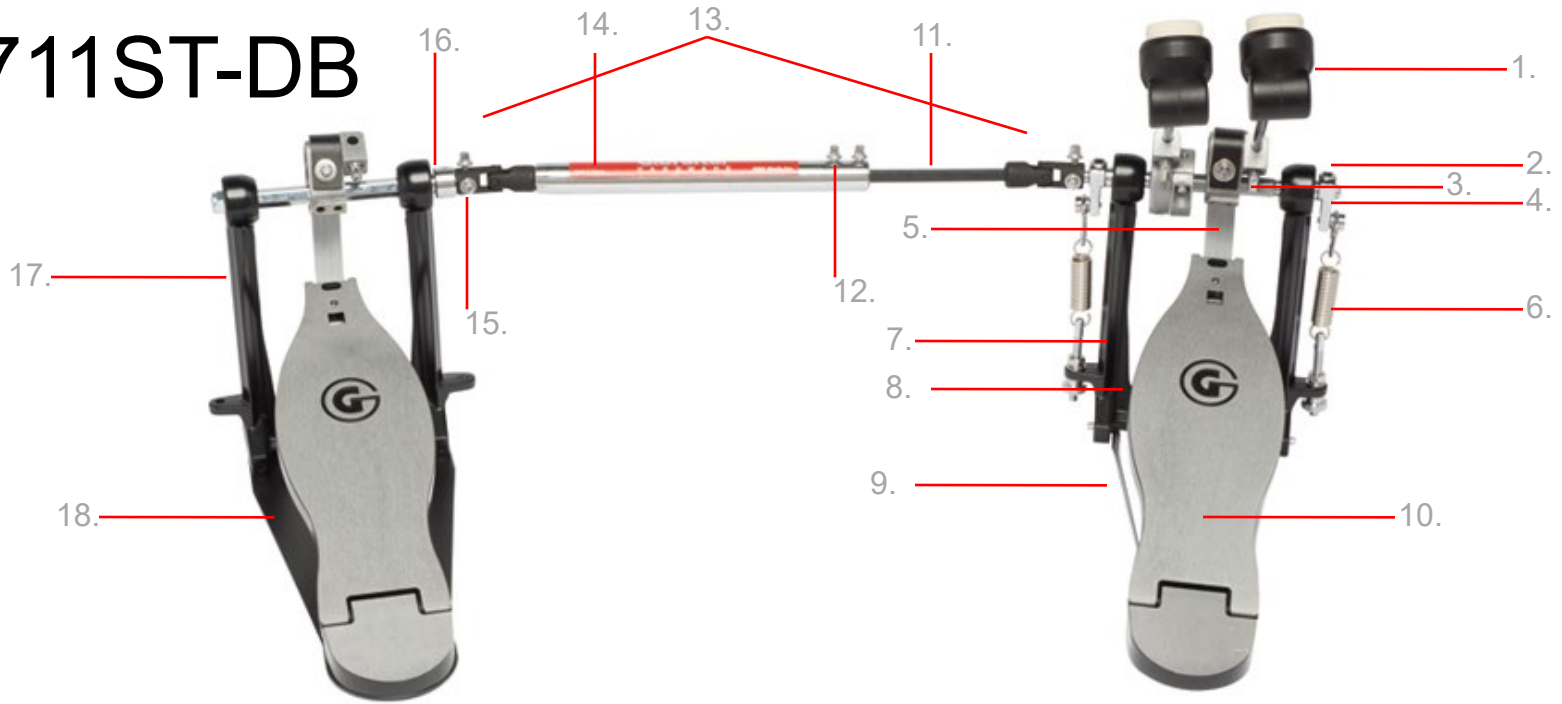


ID	MODEL	PART
1	GP-6151	BASS DRUM BEATER
2	GP-0121	KEY SCREW
3	GP-2026	FASTENING SCREW
4	GP-5172	SPRING CAM ASSEMBLY
5	GP-4132	KEVLAR STRAP
6	GP-4131	PEDAL FRAME
7	GP-4120	SPRING TENSION ASSEMBLY
8	GP-6154	HOOP CLAMP
9	SC-0055	HOOP CLAMP MOUNT SCREW
10	GP-4110	PEDAL BOARD COMPLETE
11	GP-4125	RADIUS ROD ASSEMBLY

MODEL	DESCRIPTION
4711ST	4000 SERIES STRAP DRIVE SINGLE PEDAL



4711ST-DB



ID	MODEL	PART
1	GP-6151	BASS DRUM BEATER
2	GP-2026	FASTENING SCREW
3	GP-0121	KEY SCREW
4	GP-5172	SPRING CAM ASSEMBLY
5	GP-4132	KEVLAR STRAP
6	GP-4120	SPRING TENSION ASSEMBLY
7	GP-4133	MASTER PEDAL FRAME
8	GP-6154	HOOP CLAMP (NOT SHOWN)
9	GP-4125	RADIUS ROD ASSEMBLY

ID	MODEL	PART
10	GP-4110	PEDAL BOARD COMPLETE
11	GP-0067	CONNECTING ROD WITH U-JOINT
12	GP-6261	KEY SCREW
13	GP-0066C	CONNECTING ROD W/ U-JOINT COMPLETE
14	GP-0066	CONNECTING SHAFT WITH U-JOINT
15	GP-6260	KEY SCREW
16	GP-4127	BLOCK SPACER
17	GP-4134	SLAVE PEDAL FRAME
18	GP-4129	BASE PLATE



MODEL

DESCRIPTION

4711ST-DB

4000 SERIES STRAP DRIVE DOUBLE PEDAL

G3GCP



ID	MODEL	PART
1	SC-GBBB	BLACK TENNIS BALL BEATER
2	GP-6288	SPRING CAM ASSEMBLY
3	SC-0129	KEY SCREW
4	GP-6320	CABLE CAM ASSEMBLY
5	GP-6289	SPRING TENSION ASSEMBLY
6	GP-6287	PEDAL FRAME
7	G3GCP-RC	CABLE ASSEMBLY
8	SC-0055	CLAMP MOUNT WING SCREW
9	GP-6154	MOUNT CLAMP
10	GP-4132	KEVLAR STRAP
11	GP-4110	PEDAL BOARD COMPLETE
12	GP-4131	PEDAL FRAME
12	GP-6292	BASE PLATE
13	GCP-PM	GIB CAJON PEDAL MOUNT




MODEL

DESCRIPTION

G3GCP

3RD GENERATION STRAP DRIVE CAJON PEDAL

G3GCDCP



ID	MODEL	PART
1	GP-6149	DOUBLE CHAIN ASSEMBLY
2	GP-6288	SPRING CAM ASSEMBLY
3	GP-6287	PEDAL FRAME
4	SC-0129	KEY SCREW
5	GP-6289	SPRING TENSION ASSEMBLY
6	GP-6320	CABLE CAM ASSEMBLY
7	GP-6155	CLAMP MOUNT WING SCREW
8	GP-4145	PEDAL BOARD COMPLETE
9	GP-6292	BASE PLATE
10	GP-6154	HOOP CLAMP
11	SC-GBBB	BLACK TENNIS BALL BEATER
12	GCP-PM	GIB CAJON PEDAL MOUNT



MODEL

G3GCDCP

DESCRIPTION

3RD GENERATION CHAIN DRIVE CAJON PEDAL