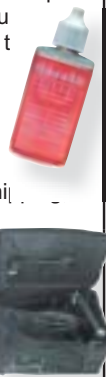



Setup Instructions 9611 Series Single Pedals

- A) Remove and recycle cardboard and plastic cover from pedal board and slide pedal frame into the *Quick Release Rock Plate*. Figs. 1 & 2.
- B) Adjust beater angle by loosening the key screw on the *Spring Rocker Hub* (GP-6002).
- C) Adjust pedal board height by loosening the key screw on the drive cam and rotate to desired angle. Fig. 3. A memory position lock on the axel provides two factory recommended pedal board height positions (not applicable for strap drive model).
- D) Adjust spring tension for desired response by loosening both upper and lower finger nuts to increase or decrease tension, then re-tighten.
- E) Adjust beater height by loosening the *Beater Shaft Memory Lock* (GP-6001) and reposition the beater. Fig. 3.
- F) To avoid pedal slippage, extend spurs on the frame and place on carpet.
- G) Loosen the fine adjustment screw on the hoop clamp, then slide pedal onto the bass drum hoop. Tighten the fine adjustment screw to fit snug on the hoop. Fig. 4.
- H) Lubricate metal-to-metal contact points periodically to insure smooth operation. Use SC-GLO Gibraltar Pedal Lubricant.
- I) Since some settling may occur during shipping, please check pedal board alignment to the frame and drive mechanism. Push the pedal board slightly left or right to align if needed.
- J) Remove the beater when placing the pedal in its included carrying bag.



9611 Series Single Bass Drum Pedals



Strap Drive Single Chain Drive Double Chain Drive Direct Drive

Check out the entire line of professional Gibraltar percussion gear at...

www.GibraltarHardware.com

KAMAN MUSIC CORP.

Replacement Part Numbers


- 1 - SC-DSAB The Gibraltar Dual-Surface Adjusting Beater will self-align the beater surface to a 90-degree angle with the bass drum head while playing. Choose the felt beater surface or rotate to the flat surface for more volume and attack. Use of a Gibraltar Impact Pad to reduce bass drum head wear.
- 2 - GP-6000 Beater Holder
- 3 - GP-6001 Beater Shaft Memory Lock
- 4a - GP-5068 Chain Cam
- 4b - GP-6009 Single Chain Cam
- 4c - GP-6005 Direct Drive Mechanism
- 4d - GP-6011 Strap Cam Assembly
- 5a - GP-4007 Dual Chain Assembly
- 5b - GP-6010 Single Chain Assembly
- 5c - SC-15B Replacement Strap
- 6 - GP-6002 Spring Rocker Hub
- 7 - GP-5096 Spring Assembly
- 8 - GP-5103 Spring Tension Assembly
- 9 - GP-5242 Rock Plate Screw Kit
- 10 - GP-5074 Hoop Clamp Assembly
- 11 - SC-2000 Pedal Board Hinge
- 12 - GRP2 Quick Release Rock Plate

* Note - Some replacement parts may not be available for sale but for warranty replacement only. Please see your dealer for availability.

Tools Included:

* Angled Drum Key

* Allen Wrench Set (2)
for use on all recessed screws
Tighten all screws periodically




Folds Flat



Quick Release Rock Plate



Drive Shaft Components



Super Grab Hoop Clamp